

1983 FINAL STANDINGS

	<u>District</u>	<u>Overall</u>	<u>Lit-Rating</u>	
1.	Madisonville	2-0	10-1	87.6 (4th in state)
2.	Christian County	1-1	5-6	72.8
3.	Marshall County	0-2	5-5	57.4

1.	Madisonville	3-0	10-1	87.6 (4th in state)
2.	Owensboro	5-1	11-3	80.3 (11th in state)
3.	Apollo	3-2	7-4	62.4
4.	Henderson County	3-3	7-4	70.0
5.	Union County	2-3	4-7	59.2
6.	Owensboro Catholic	1-4	5-6	62.9
7.	Daviess County	1-5	1-9	52.8

(Lit-Ratings: final regular season computation)
(Madisonville finished 5th & Owensboro 11th in final poll)

1983

BRYAN STATION

(4-7)

- L Aug. 20 Madisonville (Rec. Bowl) 0-6
- L Aug. 26 CORBIN 15-26
- W Sep. 2 HENRY CLAY 21-14
- W Sep. 9 BOONE COUNTY 22-15
- L Sep. 16 at Boyd County 0-14
- L Sep. 23 at Shelby County 8-13
- W Sep. 30 at Laurel County 30-14
- L Oct. 7 at Lafayette 8-18
- W Oct. 14 CLARK COUNTY 24-14
- L Oct. 21 at Ashland 6-20
- L Oct. 28 TATES CREEK 6-12

FRANKLIN-SIMPSON

(3-A) (11-3)

- L Aug. 26 MADISONVILLE 7-10
- W Sep. 2 RUSSELLVILLE 26-13
- W Sep. 9 at Glasgow 20-7
- W Sep. 16 WARREN EAST 37-0
- W Sep. 23 OHIO COUNTY 25-7
- W Sep. 30 at Ft. Campbell 48-0
- W Oct. 7 WARREN CENTRAL 34-14
- W Oct. 14 at Bowling Green 29-21
- W Oct. 21 GLASGOW 27-6
- L Oct. 28 at Owensboro Catholic 20-32
- W Nov. 4 BARREN COUNTY 49-0
- W Nov. 11 at Paducah 24-6
- W Nov. 18 WOODFORD CO. 20-19
- L Nov. 25 vs. Conner 7-12

PADUCAH TILGHMAN

(3-A) (8-4)

- W Aug. 20 CHRISTIAN COUNTY 13-12
- L Aug. 26 FT. CAMPBELL 0-6
- W Sep. 2 at Lone Oak 34-6
- L Sep. 9 MADISONVILLE 6-30
- W Sep. 16 at Marshall County 42-7
- Sep. 23 ---
- L Sep. 30 MAYFIELD 7-13
- W Oct. 7 at Bowling Green 26-8
- W Oct. 14 UNION COUNTY 29-0
- W Oct. 21 CALLOWAY COUNTY 32-8
- W Oct. 27 at Cape Girardeau Central 13-12
- W Nov. 4 HOPKINSVILLE 26-6
- L Nov. 11 FRANKLIN-SIMPSON 6-24

HENRY CLAY

(4-5)

- W Aug. 19 LINCOLN COUNTY 43-13
- W Aug. 26 Ashland 28-15
- L Sep. 2 at Bryan Station 14-21
- Sep. 9 ---
- L Sep. 16 at Madisonville 6-41
- W Sep. 23 WOODFORD COUNTY 26-16
- L Sep. 30 DANVILLE 0-17
- W Oct. 7 at Leslie County 42-21
- L Oct. 14 TATES CREEK 0-7
- Oct. 21 ---
- L Oct. 28 LAFAYETTE 9-12

OWENSBORO

(11-3)

- W Aug. 26 EVANSVILLE HARRISON 20-6
- W Sep. 2 OWENSBORO CATHOLIC 26-0
- W Sep. 9 at Evansville North 37-0
- W Sep. 16 at Union County 21-6
- L Sep. 23 at Madisonville 3-6
- W Sep. 30 HENDERSON COUNTY 7-6
- W Oct. 7 at Christian County 22-13
- W Oct. 14 DAVIESS COUNTY 39-7
- L Oct. 21 CASTLE, IND. 7-27
- W Oct. 28 at Apollo 21-7
- W Nov. 4 at Madisonville 6-3
- W Nov. 11 NORTH HARDIN 28-21
- W Nov. 18 BOONE CO. 34-17
- L Nov. 26 vs. Trinity 7-21

MARSHALL COUNTY

(5-5)

- W Aug. 26 WEBSTER COUNTY 25-0
- W Sep. 2 at Caldwell County 20-14
- Sep. 9 ---
- L Sep. 16 PADUCAH TILGHMAN 7-42
- W Sep. 23 at Lone Oak 14-0
- L Sep. 30 at Madisonville 0-32
- L Oct. 7 RUSSELLVILLE 14-41
- L Oct. 14 at Hopkinsville 6-28
- L Oct. 21 CHRISTIAN COUNTY 6-7
- W Oct. 28 TRIGG COUNTY 14-13
- W Nov. 4 at Calloway County 12-7

DAVIESS COUNTY

(1-9)

- L Aug. 18 OWENSBORO CATHOLIC 10-14
- L Aug. 26 UNION COUNTY 0-6
- L Sep. 2 at Warren Central 0-40
- L Sep. 9 at Henderson County 9-22
- L Sep. 16 at Meade County 17-22
- W Sep. 23 APOLLO 7-0
- L Sep. 30 HIBSON SOUTHERN 15-21
- L Oct. 7 at Madisonville 0-31
- L Oct. 14 at Owensboro 7-39
- L Oct. 21 OHIO COUNTY 8-10

HENDERSON COUNTY

(7-4)

- L Aug. 19 at Evansville Reitz 0-7
- W Aug. 26 EVANSVILLE NORTH 43-6
- L Sep. 2 at Apollo 0-7
- W Sep. 9 DAVIESS COUNTY 22-9
- W Sep. 16 at Owensboro Catholic 34-21
- W Sep. 24 at Evansville Harrison 31-21
- L Sep. 30 at Owensboro 6-7
- W Oct. 7 EVANSVILLE CENTRAL 28-6
- L Oct. 14 MADISONVILLE 13-34
- W Oct. 21 at Union County 25-0
- W Oct. 28 at Warren Central 13-12

1983

LAFAYETTE

(7-3)

- W Aug. 19 DANVILLE 22-6
- L Aug. 26 BISHOP DAVID 0-13
- W Sep. 2 at Shelby County 14-0
- Sep. 9 --
- W Sep. 17 at Christian County 20-14
- L Sep. 23 at Tates Creek 25-28
- W Sep. 30 at Campbell County 26-17
- W Oct. 7 BRYAN STATION 18-8
- W Oct. 14 at Oldham County 21-6
- L Oct. 21 MADISONVILLE 0-7
- W Oct. 28 at Henry Clay 12-9

CHRISTIAN COUNTY

(5-6)

- L Aug. 20 at Paducah Tilghman 12-13
- W Aug. 26 HOPKINSVILLE 23-14
- W Sep. 2 MAYFIELD 27-13
- W Sep. 9 at Ft. Campbell 44-37
- L Sep. 17 LEXINGTON LAFAYETTE 14-20
- L Sep. 23 at Trigg County 14-17
- W Sep. 30 CLARKSVILLE, TENN. 24-13
- L Oct. 7 OWENSBORO 13-22
- L Oct. 15 BRENTWOOD ACADEMY, TENN. 9-24
- W Oct. 21 at Marshall County 7-6
- L Oct. 28 at Madisonville 7-13

OWENSBORO CATHOLIC (3-A)

(5-6)

- W Aug. 18 at Daviess County 14-10
- L Aug. 25 APOLLO 7-10
- L Sep. 2 at Owensboro 0-26
- W Sep. 9 OHIO COUNTY 20-10
- L Sep. 16 HENDERSON COUNTY 21-34
- W Sep. 23 at Grayson County 25-6
- L Sep. 30 at Bowling Green 6-12
- L Oct. 7 at South Spencer 0-21
- W Oct. 13 BARREN COUNTY 32-13
- Oct. 21 --
- W Oct. 28 FRANKLIN SIMPSON 32-20
- L Nov. 4 at Union County 0-3

APOLLO

(7-4)

- W Aug. 19 ALLEN COUNTY 20-0
- W Aug. 25 at Owensboro Catholic 10-7
- W Sep. 2 HENDERSON COUNTY 7-0
- W Sep. 9 UNION COUNTY 16-13
- W Sep. 16 at Warren Central 7-6
- L Sep. 23 at Daviess County 0-7
- L Sep. 30 at Pleasure Ridge Park 6-14
- L Oct. 7 at Mayfield 0-20
- W Oct. 14 at Webster County 13-12
- W Oct. 20 BOWLING GREEN 20-14
- L Oct. 28 OWENSBORO 7-21

UNION COUNTY (3-A)

(4-7)

- W Aug. 26 at Daviess County 6-0
- L Sep. 2 HOPKINSVILLE 7-19
- L Sep. 9 at Apollo 13-16
- L Sep. 16 OWENSBORO 6-21
- W Sep. 23 CALLOWAY COUNTY 40-16
- L Sep. 30 at Trigg County 12-14
- W Oct. 7 WEBSTER COUNTY 41-0
- L Oct. 14 at Paducah Tilghman 0-29
- L Oct. 21 HENDERSON COUNTY 0-25
- L Oct. 28 at Lone Oak 13-17
- W Nov. 4 OWENSBORO CATHOLIC 3-0

HOPKINSVILLE (3-A)

(8-3)

- W Aug. 19 Montgomery County (Rec. Bowl) 21-8
- L Aug. 26 CHRISTIAN COUNTY 14-23
- W Sep. 2 at Union County 19-7
- W Sep. 9 at Caldwell County 14-6
- W Sep. 16 CLARKSVILLE 16-7
- L Sep. 23 at Ft. Campbell 26-29 (3 OT's)
- Sep. 30 --
- W Oct. 7 at Calloway County 29-0
- W Oct. 14 MARSHALL COUNTY 28-6
- W Oct. 21 LONE OAK 21-20
- W Oct. 28 CLARKSVILLE N.W. 48-12
- L Nov. 4 at Paducah Tilghman 6-26

CALDWELL COUNTY (2-A)

(4-7)

- W Aug. 19 at Reidland 24-0
- L Aug. 26 at Crittendon County 20-27
- L Sep. 2 MARSHALL COUNTY 14-20
- L Sep. 9 HOPKINSVILLE 6-14
- L Sep. 16 TRIGG COUNTY 6-15
- W Sep. 23 at Webster County 21-8
- W Sep. 30 at Calloway County 42-28
- W Oct. 7 McLEAN COUNTY 53-27
- L Oct. 14 at Heath 7-14
- L Oct. 21 MURRAY 0-20
- L Oct. 28 at Mayfield 6-48

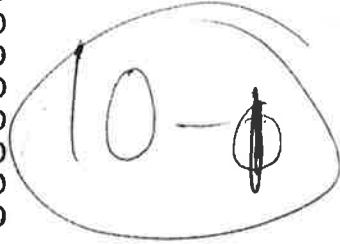
MADISONVILLE

(10-1)

- W Aug. 20 Lexington Bryan Station (Rec. Bowl) 6-0
- W Aug. 26 at Franklin-Simpson 10-7
- Sep. 2 --
- W Sep. 9 at Paducah Tilghman 30-6
- W Sep. 16 LEXINGTON HENRY CLAY 41-6
- W Sep. 23 OWENSBORO 6-3
- W Sep. 30 MARSHALL COUNTY 32-0
- W Oct. 7 DAVIESS COUNTY 31-0
- W Oct. 14 at Henderson County 34-13
- W Oct. 21 at Lexington Lafayette 7-0
- W Oct. 28 CHRISTIAN COUNTY 13-7
- L Nov. 4 OWENSBORO 3-6

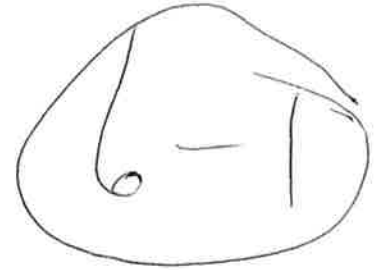
MAROONS VARSITY SCHEDULE 1983

<u>DATE</u>	<u>OPPONENT</u>	<u>PLACE</u>	<u>TIME</u>
Aug. 20	W Lexington Bryan Station	6-0 Mt. Sterling	7:30
Aug. 28	W Franklin-Simpson	10-7 Franklin	7:30
Sep. 2	open date		
Sep. 9	W Paducah Tilghman	30-6 Paducah	7:30
Sep. 16	W Lexington Henry Clay	41-6 (home)	7:30
Sep. 23	W Owensboro	6-3 (home)	7:30
Sep. 30	W Marshall County	32-0 (home)	7:30
Oct. 7	W Daviess County	31-0 (home)	7:30
Oct. 14	W Henderson County	34-13 Henderson	8:00
Oct. 21	W Lexington Lafayette	7-0 Lexington	7:30
Oct. 28	W Christian County	13-7 (home)	7:30
Nov. 4	L Owensboro	3-6 home	



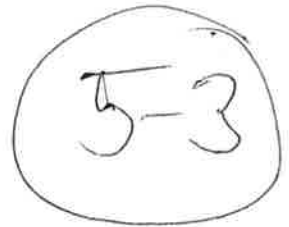
Junior Varsity Schedule

Aug. 22	open date		
Aug. 29	open date		
Sep. 6	W Hopkinsville	6-0 (home) away	
Sep. 12	W Owensboro Catholic	28-0 (away)	
Sep. 19	W Owensboro	39-6 (home)	
Sep. 26	L Christian County	13-18 (home)	
Oct. 3	W Apollo	21-0 (home)	
Oct. 10	W Daviess County	53-0 (home)	
Oct. 17	W Henderson County	21-7 (away)	
Oct. 24	open date		



Freshman Schedule

Aug. 25	open date		
Sep. 1	L Christian County	6-12 (home)	6:30
Sep. 8	L Owensboro Catholic	0-6 (home)	6:30
Sep. 15	Union County	(there)	6:30
Sep. 22	L Owensboro	6-12 (away)	6:30
Sep. 29	W Ft. Campbell	18-6 (away)	7:00
Oct. 6	W Henderson South	27-0 (home)	6:30
Oct. 13	W Daviess County	27-0 (away)	6:30
Oct. 19	W Apollo	21-0 (away)	6:30
Oct. 27	W Hopkinsville	20-6 (home)	6:30



MADISONVILLE--SCORING STATISTICS...1983

SCORING PLAYS

Passing: Robbie Eden to Richard Johnson 7 (25, 29, 3, 5, 10, 3, and 6 yards)
 Robbie Eden to Rod Rhew 5 (32, 59, 10, 40, and 15 yards)
 Robbie Eden to Steve Baker 1 (2 yards)
 Robbie Eden to Dan Herrmann 1 (5 yards)

Rushing: Fred Drake 8 (6, 30, 4, 26, 18, 13, 6, and 26 yards)
 T. J. Combs 5 (2, 25, 2, 3, and 4 yards)
 Robbie Eden 1 (35 yards)

Field Goals: Keith Mitchell 6 of 9 Fred 43 blocked Bryan Station
 Fred Drake 0 of 1 Keith 30 yes Franklin-Simpson
 " 46 blocked Paducah Tilghman
 " 36 yes Paducah Tilghman
 " 26 yes Daviess County
 " 27 no Henderson County
 " 29 no Lexington Lafayette
 " 28 yes Christian County
 " 32 yes Christian County
 " 28 yes Owensboro (playoff)

Extra Points: Keith Mitchell 19 of 25 (2 blocked)
 Fred Drake 0 of 1 (1 blocked)

2-pt. tries: 1 of 3 (T. J. Combs vs. Henderson County) (all 3 attempts were runs)

Fumble return: Keith Mitchell 27-yards vs. Lexington Henry Clay

<u>SCORERS:</u>		1983	Career
Fred Drake	8 TD's	48	142
Keith Mitchell	1 TD , 6 FG's, 19 EPK's	43	45
Richard Johnson	7 TD's	42	42
T. J. Combs	5 TD's 2 EP's	32	134
Rod Rhew	5 TD's	30	44
Robbie Eden	1 TD	6	34
Steve Baker	1 TD	6	18
Dan Herrmann	1 TD	6	6
Joe Curry			25
Kerry Jefferson			12
Mike Johnson			6
Gilbert Hughes			6
Don Nicholson			6
Darryl Jones			6

SCORING BY QUARTERS:	Madisonville	30	88	37	58	--	213
	opponents	7	26	9	6	--	48

SCHEDULE:	W	6-0	Lexington Bryan Station	(Recreation Bowl)
	W	10-7	Franklin-Simpson	(away)
	W	30-6	Paducah Tilghman	(away)
	W	41-6	Lexington Henry Clay	(home)
	W	6-3	Owensboro	(home)
	W	32-0	Marshall County	(home)
	W	31-0	Daviess County	(home)
	W	34-13	Henderson County	(away)
	W	7-0	Lexington Lafayette	(away)
	W	13-7	Christian County	(home)

Playoffs: L 3-6 Owensboro (home)

MADISONVILLE STATISTICS--1983

RUSHING: Madisonville 415 carries for 1810 yards (4.4 yard average)
 opponents 369 carries for 466 yards (1.3 yard average)

PASSING: Madisonville 64 of 133 for 939 yards, 8 interceptions, 14 touchdowns
 opponents 45 of 143 for 604 yards, 11 interceptions, 5 touchdowns

TOTAL OFFENSE: Madisonville 2749 yards (250 per game)
 opponents 1070 yards (97 per game)

1st DOWNS: Madisonville 139, opponents 77

PUNTS: Madisonville 39 for 1238 yards (31.7 average)
 opponents 52 for 1648 yards (31.7 average)

PENALTIES: Madisonville 97 for 826 yards
 opponents 45 for 394 yards

FUMBLES: Madisonville 46, lost 23
 opponents 41, lost 24

TOTAL TURNOVERS: Madisonville 31, opponents 35

The 1983 Maroons became only the 2nd team in Madisonville history to go unbeaten in regular season play. The 1956 team was 10-0. (The playoffs began in 1959.)

The Maroons gave up an average of 4.4 points a game in 1983, the best defensive mark since the 1941 team gave up 2.7 points a game.

The 1983 squad won the Big 8 Championship, the school's first since 1973 and only the 5th overall for Madisonville since the conference was formed in 1959.

RUSHING INDIVIDUALS: T. J. Combs 116 carries for 699 yards and 5 touchdowns
 Fred Drake 131 carries for 673 yards and 8 touchdowns
 Troy Hardy 31 carries for 120 yards
 Gilbert Hughes 36 carries for 87 yards
 Robbie Eden 57 carries for 85 yards and 1 touchdown
 Steve Baker 18 carries for 83 yards
 Don Nicholson 11 carries for 49 yards
 Derrick Johnson 11 carries for 39 yards
 Dan Herrmann 1 carry for -10 yards
 Russ Curry 2 carries for -17 yards

RECEIVING INDIVIDUALS: Richard Johnson 27 receptions for 351 yards and 7 touchdowns
 Rod Rhew 18 receptions for 315 yards and 5 touchdowns
 Steve Baker 12 receptions for 152 yards and 1 touchdown
 Joe Curry 3 receptions for 79 yards
 Fred Drake 2 receptions for 29 yards
 Dan Herrmann 2 receptions for 13 yards and 1 touchdown

TAKE-AWAYS: Joe Curry 6 (3 fumble recoveries, 3 interceptions)
 Tim Broady 5 (2 fumble recoveries, 3 interceptions)
 Gilbert Hughes 5 (1 fumble recovery, 4 interceptions)
 Tony Hall 4 (4 fumble recoveries)
 Kevin Strader 4 (4 fumble recoveries)
 Tracy Logan 3 (1 fumble recovery, 2 interceptions)
 Keith Mitchell 2 (2 fumble recoveries)
 Richard Johnson 2 (2 fumble recoveries)
 Bill Washington 1 (1 fumble recovery)
 Wendell Shadrick 1 (1 fumble recovery)
 Mike Johnson 1 (1 fumble recovery)
 Kerry Jefferson 1 (1 fumble recovery)

HONORS FOR 1983 MAROONS

MAROON FOOTBALL BANQUET: Most Valuable Player--Joe Curry
Honorary Tri-Captains--Kevin Strader, Fred Drake, Richard Johnson
Most Valuable Defensive Lineman--Mike Johnson
Most Valuable Defensive Back--Keith Mitchell
Most Valuable Offensive Lineman--Joe Milum
Most Valuable Offensive Back--Robbie Eden
Lane Robinson Memorial Award (attitude, character, achievement)--
Joe Curry

All Big-8: Joe Milum, guard
John Arnett, tackle
Robbie Eden, quarterback
Fred Drake, fullback
Keith Mitchell, linebacker
Joe Curry, end
COACH-OF-THE-YEAR: Steve Tweddell

EVANSVILLE COURIER-PRESS All Big-8: John Arnett, OT
Richard Johnson, TE
Robbie Eden, QB
Fred Drake, FB
Joe Curry, DB
Rick Jones, DT
Keith Mitchell, LB
COACH-OF-THE-YEAR: Steve Tweddell

LOUISVILLE COURIER-JOURNAL All-State: Joe Curry, 1st team, defensive end
(honorable mention)
Robbie Eden, QB
Fred Drake, FB
T. J. Combs, TB
Richard Johnson, TE
John Arnett, OT
Joe Milum, OG
Gordy Frederick, DT
Keith Mitchell, LB
Tracy Logan, DB

ASSOCIATED PRESS All-State: 1st team--Joe Curry, defensive end
2nd team--Tony Hall, defensive guard

Returning starters for 1984: T. J. Combs, tailback
DeWitt Roden, offensive lineman
Terry Slaton, offensive lineman
Gordy Frederick, defensive tackle
Rick Jones, defensive tackle
Tim Broady, defensive end
Keith Mitchell, linebacker
Gilbert Hughes, defensive back

Courier-Journal poll of the 6 major football schools in the state: best prospects?
#1 Mark Higgs, Owensboro
#2 Joe Curry, Madisonville
other Maroons listed: Robbie Eden

* 13-game winning streak
(broken in playoffs) was 2nd longest
in school history--10 in '56, 4 in '57.
* 15 straight home wins might
be school record. underclassmen: Keith Mitchell

* trailed only 4 times all year: 0-7 at Franklin-Simpson (10-7) 0-3 to Owensboro (6-3)
0-7 to Christian County (13-7) 3-6 to Owensboro (3-6)
* defense gave up 4.4 points per game: fewest since 1942.

How the Maroons fared in H.S. football polls--
1983.

Pre-season C-J coaches poll: #2 (all 4-A schools
Trinity #1)

8-24: #1 UPI (state 4-A)

8-31: #1 UPI (state 4-A)

9-7: #1 UPI (state 4-A)
#2 AP (state 4-A) (Owensboro #1)

9-14: #1 UPI (state 4-A)
#2 AP (state 4-A) (Owensboro #1)
#1 Litkenhous (state 4-A) (#3 overall)

9-21: #1 UPI (state 4-A)
#1 AP (state 4-A)
#1 Lit (state 4-A) (#1 overall!)

9-28: #1 UPI (state 4-A)
#1 AP (state 4-A)
#1 LIT (state 4-A) (#1 overall)

10-5 #1 UPI (state 4-A)
#1 AP (state 4-A)
#1 LIT (state 4-A) (#1 overall)

10-12 #1 UPI (state 4-A)
#1 AP (state 4-A)
#1 LIT (state 4-A) (#2 overall to
Trinity)

10-19 #1 UPI (state 4-A)
#1 AP (state 4-A)
#1 LIT (state 4-A) (#2 overall to
Trinity)

10-26 #1 UPI (state 4-A)
#1 AP (state 4-A)
#1 LIT (state 4-A) (#2 overall to
Trinity)

11-2 #1 UPI (state 4-A)
#1 AP (state 4-A)
#1 LIT (state 4-A) (#4 overall)

11-29 Lit final (#5 overall)

GAME ONE: Madisonville 6, Lexington Bryan Station 0 (at Mt. Sterling--Recreation Bowl)

MAD.	6	0	0	0	-	6
B.S.	0	0	0	0	-	0

Mad: Fred Drake 6-yard run; Drake kick blocked

- - - - -

GAME TWO: Madisonville 10, Franklin-Simpson 7 (away)

MAD.	0	10	0	0	-	10
F-S.	7	0	0	0	-	7

F-S: Gerald Anderson 1-yd. run; Anderson kick

Mad: Keith Mitchell 30-yard field goal

Mad: Fred Drake 30-yard run; Keith Mitchell kick

- - - - -

GAME THREE: Madisonville 30, Paducah 6 (away)

MAD.	7	9	0	14	--	30
PAD.	0	6	0	0	--	6

Mad: Robbie Eden 25-yd. pass to Richard Johnson; Keith Mitchell kick

Mad: Robbie Eden 32-yd. pass to Rod Rhew; kick failed

Mad: Keith Mitchell 36-yd. field goal

Pad: Alvin Hodge 28-yd. pass to Dee Smith; run failed

Mad: Robbie Eden 35-yd. run; Keith Mitchell kick

Mad: Fred Drake 4-yd. run; Keith Mitchell kick

- - - - -

GAME FOUR: Madisonville 41, Lexington Henry Clay 6 (home)

MAD.	7	20	7	7	--	41
H.C.	0	0	0	6	--	6

Mad: Fred Drake 26-yd. run; Keith Mitchell kick

Mad: 59-yd. pass Robbie Eden to Rod Rhew; Keith Mitchell kick

Mad: Fred Drake 18-yd. run; kick blocked

Mad: Keith Mitchell 27-yd. fumble return; Keith Mitchell kick

Mad: T. J. Combs 2-yd. run; Keith Mitchell kick

Mad: T. J. Combs 25-yd. run; Keith Mitchell kick

H.C: 9-yd. pass Darrell Watkins to Stephan Taylor; run failed

- - - - -

GAME FIVE: Madisonville 6, Owensboro 3 (home)

M.	0	0	0	6	--	6
O.	0	0	3	0	--	3

O: 32-yd. field goal Ken Willis

M: 29-yd. pass Robbie Eden to Richard Johnson; kick failed

- - - - -

GAME SIX: Madisonville 32, Marshall County 0 (home)

MAD.	0	19	13	0	--	32
M.C.	0	0	0	0	--	0

Mad: 3-yd. pass Robbie Eden to Richard Johnson; kick wide

Mad: T. J. Combs r-yd. run; run failed

Mad: 10-yd. pass Robbie Eden to Rod Rhew; kick Keith Mitchell

Mad: Fred Drake 13-yd. run; Keith Mitchell kick

Mad: Fred Drake 6-yd. run; run failed

MADISONVILLE stats...versus Lexington Bryan Station

Rushing: Madisonville 34 carries for 94 yards
 Bryan Station 31 carries for 11 yards

Passing: Madisonville 5 completions in 14 attempts for 73 yards
 Bryan Station 4 completions in 12 attempts for 77 yards, 1 interception

TOTAL YARDAGE: Madisonville 167, Bryan Station 88

1st DOWNS: Madisonville 8, Bryan Station 5

PUNTS: Madisonville 5 for 135 yards, a 27-yard average
 Bryan Station 5 for 179 yards, a 36-yard average

PENALTIES: Madisonville 8 for 85 yards
 Bryan Station 5 for 35 yards

FUMBLES: Madisonville 4, lost 4
 Bryan Station 5, lost 3

TOTAL TURNOVERS: Madisonville 4, Bryan Station 4

Individual totals: Fred Drake 13 carries for 62 yards
 T. J. Combs 13 carries for 41 yards

Richard Johnson 3 receptions for 53 yards

Madisonville recap sheet...game 1...vs. Lexington Bryan Station

B B-33 punt
M M-15 punt
B B-35 fumble
M M-42 Fred Drake 6-yard run; Drake kick partially blocked 6-0; 3:48; 1st
B B-20 punt
M M-44 fumble
B M-20 on downs
M M-26 punt
B M-42 fumble
M M-34 punt, fumbled by B
M B-41 fumble
B B-47 interception
M B-26 Drake field goal attempt partially blocked
B B-20

--halftime--

M M-45 fumble
B B-37 punt
M M-34 punt
B M-38 punt
M M-14 punt
B B-14 punt
M B-26 on downs
B B-27 on downs
M B-41 fumble (on 4th down)
B B-31 time ran out with ball on M 10

MADISONVILLE stats...versus Franklin-Simpson

RUSHING: Madisonville 45 carries for 204 yards
 Franklin-Simpson 30 carries for 15 yards

PASSING: Madisonville 3 of 11 for 17 yards, 1 interception
 Franklin-Simpson 6 of 12 for 81 yards

TOTAL YARDAGE: Madisonville 221; Franklin-Simpson 98

1st DOWNS: Madisonville 11, Franklin-Simpson 5

PUNTS: Madisonville 5 for 122 yards, a 24-yard average
 Frank-Simp 4 for 148 yards, a 37-yard average

PENALTIES: Madisonville 8 for 50 yards
 Franklin-Simpson 4 for 30 yards

FUMBLES: Madisonville 8, lost 3
 Franklin-Simpson 7, lost 5

TOTAL TURNOVERS: Madisonville 4, Franklin-Simpson 5

Individual totals: Fred Drake 15 carries for 98 yards
 Robbie Eden 17 carries for 53 yards
 T. J. Combs 10 carries for 28 yards

MADISONVILLE recap sheet (GAME 2) vs. Franklin-Simpson

M	M-5	fumble	
F	M-21	Gerald Anderson 1-yd. run; Anderson kick	8:42; 1st; 0-7
M	M-33	punt	
F	M-43	bad snap on punt attempt	
M	F-42	punt	
F	F-22	punt	
M	M-42	fumble	
F	F-20	punt	
M	M-35	punt, fumbled (recovered by Richard Johnson)	
M	F-16	Keith Mitchell 30-yard field goal	6:40; 2nd; 3-7
F	F-17	fumble (recovered by Richard Johnson)	
M	F-44	fumble	
F	F-25	fumble (recovered by Tony Hall)	
M	F-25	Fred Drake 30-yard run; Keith Mitchell kick	1:20; 2nd; 10-7
F	F-7	on downs on last play of half	

- - - HALFTIME - - -

F	F-41	fumble, (recovered by Tracy Logan)
M	M-34	punt
F	F-28	punt
M	F-38	on downs
F	F-5	punt
M	M-26	punt blocked
F	M-44	on downs
M	M-35	interception
F	F-32	fumble (recovered by Tim Broady)
M	M-46	

MADISONVILLE stats...versus Paducah Tilghman

RUSHING: Madisonville 41 carries for 178 yards
 Paducah Tilghman 24 carries for -10 yards

PASSING: Madisonville 5 of 11 for 146 yards, 2 touchdowns, no interceptions
 Paducah 5 of 20 for 102 yards, 1 touchdown, 3 interceptions

TOTAL YARDAGE: Madisonville 324; Paducah 92

1st DOWNS: Madisonville 12, Paducah 7

PUNTS: Madisonville 2 for 67 yards, a 34-yard average
 Paducah 3 for 102 yards, a 34-yard average

PENALTIES: Madisonville 12 for 100 yards
 Paducah 6 for 30 yards

FUMBLES: Madisonville 3, lost 2
 Paducah 5, lost 3

TOTAL TURNOVERS: Madisonville 2, Paducah 6

Individual totals: T. J. Combs 13 carries for 62 yards
 Fred Drake 11 carries for 36 yards
 Robbie Eden 6 carries for 49 yards

MADISONVILLE recap sheet (GAME 3) vs. Paducah Tilghman

M	M-22	Robbie Eden 25-yard pass to Richard Johnson; Keith Mitchell kick	7-0; 7:04; 1st
P	P-35	punt	
M	M-20	on downs	
P	P-25	fumble	
M	P-32	Robbie Eden 32-yard pass to Rod Rhew; kick failed	13-0; 11:21; 2nd
P	P-42	fumble	
M	P-35	46-yard FG attempt partially blocked	
P	P-7	punt	
M	M-42	punt	
P	P-21	interception	
M	P-26	Keith Mitchell 36-yard field goal	16-0; 1:14; 2nd
P	M-40	Alvin Hodge 28-yard pass to Dee Smith; run failed	16-6; :42; 2nd
M	M-16	(Half ended after 1 play; ball at 15)	

- - - HALFTIME - - -

P	P-28	punt, fumbled	
P	M-26	on downs	
M	M-22	fumble	
P	M-27	on downs	
M	M-25	punt	
P	P-38	fumble	
M	P-41	Robbie Eden 35-yard run; Keith Mitchell kick	23-6; 11:52; 4th
P	P-26	interception	
M	-50	Fred Drake 4-yard run; Keith Mitchell kick	30-6; 7:34; 4th
P	P-26	interception	
M	P-46	on downs	
P	P-26	(incomplete pass on only play ended game)	

MADISONVILLE STATS...versus Lexington Henry Clay

RUSHING: Madisonville 35 carries for 185 yards
Henry Clay 43 carries for 48 yards

PASSING: Madisonville 4 of 6 for 105 yards and 1 touchdown, 1 interception
Henry Clay 5 of 14 for 33 yards and 1 touchdown, 1 interception

TOTAL YARDS: Madisonville 290; Henry Clay 81

1st DOWNS: Madisonville 16, Henry Clay 9

PUNTS: Madisonville 2 for a 33-yard average
Henry Clay 3 for a 35-yard average

PENALTIES: Madisonville 2 for 27 yards
Henry Clay 2 for 20 yards

FUMBLES: Madisonville 2, lost 1
Henry Clay 4, lost 2

TOTAL TURNOVERS: Madisonville 2, Henry Clay 3

Individuals: T. J. Combs 17 carries for 119 yards and 2 touchdowns
Fred Drake 6 carries for 63 yards and 2 touchdowns
Steve Baker 2 carries for 11 yards; 1 reception for 11 yards
Troy Hardy 3 carries for 21 yards
Richard Johnson 2 receptions for 35 yards
Rod Rhew 1 reception for 59 yards and 1 touchdown
Keith Mitchell 5 extra points and a fumble return for a touchdown

MADISONVILLE recap sheet (GAME 4) vs. Lexington Henry Clay

M	M-34	Fred Drake 26-yard run; Keith Mitchell kick	7-0; 10:09; 1st
H	H-38	on downs	
M	M-33	interception	
H	H-26	punt	
M	M-39	punt	
H	H-20	punt	
M	M-41	59-yd. pass Robbie Eden to Rod Rhew; Keith Mitchell kick	14-0; 8:13; 2nd
H	H-35	interception by Tracy Logan	
M	H-28	Fred Drake 18-yd. run; kick blocked	20-0; 5:37; 2nd
H	H-40	Keith Michell 27-yd. fumble return	27-0; 4:35; 2nd
H	H-31	punt	
M	M-40	punt	
H	H-29	(time ran out)with ball at H-36)	

- - - HALFTIME - - -

H	H-44	fumble, recovered by Tim Broady	
M	H-39	T. J. Combs 2-yd. run; Keith Mitchell kick	34-0; 7:41; 3rd
H	H-28	on downs	
M	M-30	T. J. Combs 25-yd. run; Keith Mitchell kick	41-0; 8:43; 4th
H	H-35	on downs	
M	M-8	fumble	
H	M-9	9-yd. pass Darrell Watkins to Stephan Taylor; run failed	41-6; 3:37; 4th
M	H-49	(time ran out with ball at H-37)	

MADISONVILLE STATS...versus Owensboro

RUSHING: Madisonville 35 carries for 124 yards
 Owensboro 35 carries for 62 yards

PASSING: Madisonville 3 of 9 for 42 yards and 2 interceptions, 1 touchdown
 Owensboro 1 of 6 for 11 yards and 1 interception

TOTAL YARDAGE: Madisonville 166, Owensboro 73

1st DOWNS: Madisonville 8, Owensboro 5

PUNTS: Madisonville 4 for a 26-yard average
 Owensboro 7 for a 34-yard average

PENALTIES: Madisonville 13 for 133 yards
 Owensboro 5 for 45 yards

FUMBLES: Madisonville 5, lost 2
 Owensboro 1, lost 1

TOTAL TURNOVERS: Madisonville 4, Owensboro 2

Individuals: Fred Drake 14 carries for 103 yards
 T. J. Combs 10 carries for 33 yards
 Rod Rhew 1 reception for 7 yards
 Richard Johnson 2 receptions for 35 yards and 1 touchdown

#33 Mark Higgs 20 carries: 61 yards gained, 21 yards lost, 40 yards net

MADISONVILLE recap sheet (GAME 5) vs. Owensboro

O 0-33 punt
M M-29 interception
O 0-41 punt
M M-28 interception
O 0-47 punt
M 0-29 on downs
O 0-30 punt
M M-13 punt
O 0-24 punt
M M-43 punt
O M-40 interception
M M-44

HALFTIME

M M-10 fumble
O M-21 32-yd. field goal by Ken Willis 0-3; 8:58; 3rd
M M-34 punt
O 0-45 fumble
M M-34 29-yd. pass Robbie Eden to Richard Johnson; kick failed 6-3; 11:53; 4th
O 0-28 punt
M M-40 punt
O 0-4 punt
M M-3 fumble
O M-9 on downs
M M-1 ran 2 plays to run out the clock at the 2-yd. line

MADISONVILLE STATS...versus Marshall County

RUSHING: Madisonville 39 carries for 185 yards
 Marshall Co. 35 carries for -34 yards

PASSING: Madisonville 6 of 18 for 49 yards and 2 touchdowns, 0 interceptions
 Marshall Co. 4 of 14 for 0 yards , 1 interception

TOTAL YARDAGE: Madisonville 234, Marshall County -34

1st DOWNS: Madisonville 16, Marshall County 6

PUNTS: Madisonville 2 for a 36-yd. average
 Marshall Co. 5 for a 28-yd. average

PENALTIES: Madisonville 9 for 74 yards
 Marshall Co. 2 for 30 yards

FUMBLES: Madisonville 6, lost 3
 Marshall Co. 2, lost 0

TOTAL TURNOVERS: Madisonville 3, Marshall County 1

Individuals: T. J. Combs 14 carries for 113 yards and 1 touchdown
 Fred Drake 14 carries for 63 yards and 2 touchdowns
 Robbie Eden 6 carries for 10 yards

Steve Baker 2 receptions for 13 yards
 Richard Johnson 2 receptions for 20 yards and 1 touchdown
 Rod Rhew 2 receptions for 16 yards and 1 touchdown

MADISONVILLE recap sheet (GAME 6) vs. Marshall County

M	M-19	fumble on 1st play	
MC	M-20	on downs	
M	M-25	punt	
MC	MC-39	punt	
M	M-20	fumble	
MC	M-8	missed 30-yd. FG	
M	M-20	30-yd. pass Robbie Eden to Richard Johnson; kick failed	6-0; 9:37; 2nd
MC	MC-30	punt blocked	
M	MC-16	T.J. Combs 2-yd. run; run failed	12-0; 7:07; 2nd
MC	MC-25	punt	
M	M-32	10-yd. pass Robbie Eden to Rod Rhew; Keith Mitchell kick	19-0; 1:25; 2nd
MC	MC-22	on downs at Mad 36	

--halftime--

MC	MC-28	interception by Gilbert Hughes	
M	MC-13	Fred Drake 13-yd. run on 1st play; Keith Mitchell kick	26-0; 9:51; 3rd
MC	MC-24	punt	
M	MC-39	Fred Drake 6-yd. run; run failed	32-0; 3:41; 3rd
MC	MC-23	punt, fumbled	
MC	M-32	on downs	
M	M-36	punt	
MC	MC-20	bad snap on punt; on downs	
M	MC-5	on downs	
MC	MC-11	clock ran out at MC-10	

MADISONVILLE STATS...versus Daviess County

RUSHING: Madisonville 31 carries for 198 yards
 Daviess County 38 carries for 3 yards

PASSING: Madisonville 12 of 22 for 166 yards, 0 interceptions, 2 touchdowns
 Daviess Co. 0 of 3 for 0 yards, 0 interceptions

TOTAL YARDAGE: Madisonville 364; Daviess Co. 3

1st DOWNS: Madisonville 21, Daviess Co. 4

PUNTS: Madisonville 4 for a 31-yds. average
 Daviess Co. 9 for a 32-yds. average

PENALTIES: Madisonville 10 for 68 yards
 Daviess Co. 3 for 24 yards

FUMBLES: Madisonville 3, lost 2
 Daviess Co. 4, lost 2

TOTAL TURNOVERS: Madisonville 2, Daviess County 2

Individuals: T. J. Combs 12 carries for 121 yards and 1 touchdown
 Fred Drake 7 carries for 53 yards and 1 touchdown
 Robbie Eden 3 carries for -12 yards
 Derrick Johnson 4 carries for 27 yards
 Troy Hardy 2 carries for 9 yards

Steve Baker 5 receptions for 65 yards and 1 touchdown
 Rod Rhew 4 receptions for 69 yards and 1 touchdown
 Richard Johnson 3 receptions for 32 yards

MADISONVILLE recap sheet (GAME 7) vs. Daviess County

D	D-41	punt	
M	M-23	punt	
D	D-12	punt	
M	D-46	2-yd. pass Robbie Eden to Steve Baker; Keith Mitchell kick	10:54; 2nd; 7-0
D	D-28	punt	
M	M-46	fumble	
D	D-40	punt	
M	M-20	40-yd. pass Robbie Eden to Rod Rhew; Keith Mitchell kick	3:46; 2nd; 14-0
D	D-25	fumble	
M	D-26	Fred Drake 26-yd. run; Keith Mitchell kick	2:14; 2nd; 21-0
D	D-24	punt'	
M	D-45	26-yd. field goal Keith Mitchell	:00; 2nd; 24-0

--halftime--

M	M-13	punt	
D	D-49	punt	
M	M-34	punt	
D	D-24	punt	
M	M-46	fumble	
D	D-48	punt	
M	M-26	T. J. Combs 3-yd. run; Keith Mitchell kick	8:13; 4th; 31-0
D	D-28	punt	
M	M-40	punt	
D	D-20	fumble	
M	D-21	clock ran out with ball at 17	

MADISONVILLE STATS...versus Henderson County

RUSHING: Madisonville 42 carries for 269 yards
 Henderson 30 carries for -2 yards

PASSING: Madisonville 10 of 17 for 138 yards, 1 interception, 5 touchdowns
 Henderson 5 of 11 for 117 yards, 0 interceptions, 2 touchdowns

TOTAL YARDAGE: Madisonville 407; Henderson 115

1st DOWNS: Madisonville 19, Henderson 7

PUNTS: Madisonville 1 for 27 yards
 Henderson 4 for 33 yard average

PENALTIES: Madisonville 8 for 65 yards
 Henderson 4 for 40 yards

FUMBLES: Madisonville 4, lost 1
 Henderson 3, lost 3

TOTAL TURNOVERS: Madisonville 2; Henderson 3

Individuals: T. J. Combs 17 carries for 152 yards
 Fred Drake 20 carries for 101 yards
 Robbie Eden 5 carries for 16 yards

Richard Johnson 7 receptions for 59 yards and 4 touchdowns
 Rod Rhew 1 reception for 15 yards and 1 touchdown
 Joe Curry 1 reception for 48 yards
 Fred Drake 1 reception for 16 yards

MADISONVILLE recap sheet (GAME 8) vs. Henderson County

H	H-26	punt	
M	M-41	punt	
H	H-22	missed 41-yd. field goal attempt	
M	M-20	5-yd. pass Robbie Eden to Richard Johnson; Keith Mitchell kick	7-0; 1:12; 1st
H	H-25	punt	
M	M-38	10-yd. pass Robbie Eden to Richard Johnson; kick blocked	13-0; 7:47; 2nd
H	H-29	73-yd. pass Jay McCroskey to Bobby Hurt; run failed	13-6; 6:25; 2nd
M	M-32	fumble	
H	M-37	10-yd. pass Jay McCroskey to Mike Grimes; Steve Towe kick	13-13; :32; 2nd
M	M-39	missed 27-yd. field goal attempt	

--halftime--

M	M-42	interception	
H	H-10	punt	
M	H-49	3-yd. pass Robbie Eden to Richard Johnson; Keith Mitchell kick	20-13; 1:19; 3rd
H	H-34	fumble	
M	H-25	6-yd. pass Robbie Eden to Richard Johnson; kick failed	26-13; 10:12; 4th
H	H-30	fumble	
M	H-19	15-yd. pass Robbie Eden to Rod Rhew; T.J. Combs run	34-13; 6:45; 4th
H	H-10	punt	
M	H-25	on downs	
H	H-1	fumble on last play of game	

MADISONVILLE STATS...versus Lexington Lafayette

RUSHING: Madisonville 27 carries for 83 yards
 Lafayette 32 carries for 57 yards

PASSING: Madisonville 10 of 19 for 133 yards and 1 touchdown; 1 interception
 Lafayette 10 of 35 for 98 yards 2 interceptions

TOTAL YARDAGE: Madisonville 216, Lafayette 155

1st DOWNS: Madisonville 7, Lafayette 10

PUNTS: Madisonville 7 for a 40-yard average
 Lafayette 7 for a 32-yard average

PENALTIES: Madisonville 11 for 98 yards
 Lafayette 3 for 35 yards

FUMBLES: Madisonville 1, lost 1
 Lafayette 3, lost 0

TOTAL TURNOVERS: Madisonville 2, Lafayette 2

Individuals: Steve Baker 7 carries for 34 yards
 Troy Hardy 4 carries for 25 yards
 Fred Drake 9 carries for 15 yards
 Robbie Eden 1 carry for 11 yards
 T. J. Combs 5 carries for 8 yards
 Dan Herrmann 1 carry for -10 yards

Steve Baker 2 receptions for 44 yards
 Rod Rhew 3 receptions for 43 yards
 Richard Johnson 3 receptions for 33 yards
 Dan Herrmann 2 receptions for 13 yards and 1 touchdown

MADISONVILLE recap sheet (GAME 9) vs. Lexington Lafayette

L L-22 interception by Gilbert Hughes
M L-45 punt
L L-6 punt
M M-34 interception
L M-26 on downs
M M-28 punt
L L-28 punt
M M-46 punt
L L-20 punt
M M-32 punt
L L-28 punt
M M-14 punt (55 yd. scoring return by LL nullified by penalty)
L L-35

--halftime--

M M-20 fumble on 1st play
L M-28 missed 25-yd. field goal
M M-20 punt (65 yd. scoring pass nullified by penalty)
L L-27 punt
M L-44 on downs
E M-48 on downs
M M-33 missed 29-yd. field goal
L L-20 punt
M M-45 5-yd. pass Robbie Eden to Dan Herrmann; Keith Mitchell kick 7-0; 6:53; 4th
L L-23 punt
M L-45 punt
L L-20 interception by Tim Broady in endzone on game's last play; pass thrown from 32)

MADISONVILLE STATS...versus Christian County

RUSHING: Madisonville 51 carries for 223 yards
 Christian Co. 26 carries for 103 yards

PASSING: Madisonville 3 of 9 for 34 yards
 Christian Co 4 of 10 for 72 yards and 1 touchdown, 2 interceptions

TOTAL YARDAGE: Madisonville 257; Christian County 175

1st DOWNS: Madisonville 15, Christian County 7

PUNTS: Madisonville 3 for a 34-yard average
 Christian Co.2 for a 22-yard average

PENALTIES: Madisonville 8 for 51 yards
 Christian Co 2 for 20 yards

FUMBLES: Madisonville 2, lost 1
 Christian Co 5, lost 4

TOTAL TURNOVERS: Madisonville 1, Christian County 6

Individuals: Gilbert Hughes 18 carries for 81 yards
 Fred Drake 14 carries for 69 yards
 Troy Hardy 14 carries for 40 yards
 Don Nicholson 4 carries for 29 yards
 T. J. Combs 1 carry for 4 yards and 1 touchdown

Richard Johnson 1 reception for 17 yards
 Fred Drake 1 reception for 13 yards
 Rod Rhew 1 reception for 4 yards

MADISONVILLE recap sheet (GAME 10) vs. Christian County

M M-37 punt
 C C-20 interception by Gilbert Hughes
 M M-15 punt (Robbie Eden knocked out of game--knee)
 C C-30 punt
 M M-34 on downs
 C C-37 10-yd. pass Brian Billingsley to Brian Palmeter; Terrance Forbes kick 0-7; 5:50; 2nd
 M M-20 on downs
 C C-25 blocked punt
 M C-38

--halftime--

C C-22 fumble on 1st play...a trick play
 M C-23 T. J. Combs 4-yd. run; Keith Mitchell kick 7-7; 8:52; 3rd
 C C-20 interception by Tracy Logan
 M C-39 28-yd. field goal Keith Mitchell 10-7; 3:07; 3rd
 C C-20 fumble recovered by Tim Broady
 M C-29 32-yd. field goal Keith Mitchell 13-7; 10:08; 4th
 C C-30 fumble recovered by Kevin Strader
 M M-15 punt
 C -50 on downs
 M -50 fumble on 1st play
 C C-48 fumble recovered by Mike Johnson
 M C-48 (game ended with Mad on C.C. 3-inch line and 3rd down)(Gilbert Hughes carried 8 straight times to end game)

MADISONVILLE STATS...versus Owensboro

RUSHING: Madisonville 33 carries for 67 yards
 Owensboro 45 carries for 213 yards

PASSING: Madisonville 3 of 7 for 36 yards, 2 interceptions
 Owensboro 1 of 6 for 13 yards

TOTAL YARDAGE: Madisonville 103, Owensboro 226

1st DOWNS: Madisonville 6, Owensboro 12

PUNTS: Madisonville 4 for a 37-yard average
 Owensboro 3 for a 28-yard average

PENALTIES: Madisonville 8 for 75 yards
 Owensboro 9 for 85 yards

FUMBLES: Madisonville 8, lost 3
 Owensboro 2, lost 1

TOTAL TURNOVERS: Madisonville 5, Owensboro 1

Individuals: Gilbert Hughes 15 carries for 7 yards
 Fred Drake 8 carries for 12 yards
 Troy Hardy 4 carries for 20 yards
 T. J. Combs 4 carries for 18 yards
 Don Nicholson 2 carries for 10 yards

Rod Rhew 2 receptions for 14 yards
 Richard Johnson 1 reception for 22 yards

MADISONVILLE recap sheet (GAME 11) PLAYOFFS vs. Owensboro

M	M-40	punt	
O	O-15	fumble	
M	O-37	28-yd. Field Goal Keith Mitchell	3-0; 2:25; 1st
O	O-22	punt	
M	-50	punt	
O	O-23	(Mad. fumbled punt)	
O	M-33	field goal attempt blocked	
M	M-25	interception off Dan Herrmann	
O	O-18		

--halftime--

O	O-34	field goal attempt blocked	
M	-50	punt	
O	O-20	Mark Higgs 3-yd. run; run failed	3-6; 5:22; 3rd
M	M-29	punt	
O	O-30	punt	
M	M-45	interception	
O	M-47	on downs	
M	M-21	fumble	
O	M-19	on downs	
M	M-18	fumble	
O	M-44		